





## APPENDIX B Affordable Homes




### Performance Monitoring for Housing Strategic Services for year ending 2009/10

#### Housing Advice and Homelessness

No.	Performance Indicator	Target 2009/10	Actual 2009/10	Performance Trend		Comments
BV183b	Average length of time for families with children in hostel accommodation	18 weeks	23.79 weeks		↓	Slight increase on last quarter, and on last year's figures (possibly due to staff changes during the year and delays with homeless decisions). Work is already underway to rectify this.
BV213	Homeless Prevention	115	148		↑	Representing a massive 28% increase on last year's figure for applicants assisted with their housing options to prevent homelessness.
N156	Numbers in temporary accommodation	40	41		↔	Figures appear to have stabilised around the 40 mark. Original 2010 Government target for halving numbers in temporary accommodation was 74!

#### Housing Development

No.	Performance Indicator	Target 2009/10	Actual 2009/10	Performance Trend		Comments
N155	Number of affordable homes delivered (gross)	296	299		↑	Figure includes 282 newbuild properties and 17 homes acquired through other Government initiatives, i.e. Homebuy Direct and My Choice Homebuy. Increase from last year's figure of 293.

 on target
  near target
  below target