








**AFFORDABLE HOMES
PERFORMANCE MONITORING FOR HOUSING STRATEGIC SERVICES
FOR YEAR ENDING 2010/11**

Housing Advice and Homelessness

No.	Performance Indicator	Target 2010/11	Actual Qtr 1	Actual Qtr 2	Performance Trend		Comments
BV183b	Average length of time for families with children in hostel accommodation	21 weeks	17.95 weeks	14.74 weeks		↑	Continued improved performance from last year of 23.79 weeks
BV213	Homeless Prevention	155 (38.75 per quarter)	46	90		↑	Improved performance from last year – exceeding half yearly target estimate of 77.5
N156	Numbers in temporary accommodation	38	36	30		↑	Continued improved performance from last year's figure of 41. Original 2010 Government target for halving numbers in temporary accommodation was 74!

Housing Development

No.	Performance Indicator	Target 2010/11	Actual Qtr 1	Actual Qtr 2	Performance Trend		Comments
N155	Number of affordable homes delivered (gross)	270	4	39 cumulative		↓	Half yearly figures are not usually proportionate to the year end figure as it is normal that completions of homes tend to be towards the end of the year. [Due to staff resources the first half yearly monitoring has been reduced but a proper review will be undertaken in the third quarter]

 on target  near target  below target