





APPENDIX B Affordable Homes



Performance Monitoring for Housing Strategic Services for year ending 2010/11

Housing Advice and Homelessness

No.	Performance Indicator	Target 2010/11	Actual Qtr 2	Actual Qtr 3	Performance Trend		Comments
BV183b	Average length of time for families with children in hostel accommodation	21 weeks	14.74 weeks	14.42 weeks		↑	Continued improved performance from last year of 23.79 weeks
BV213	Homeless Prevention	155 (38.75 per quarter)	90	136		↑	Improved performance from last year – exceeding 3 rd quarter target estimate of 116.25
N156	Numbers in temporary accommodation	38	30	27		↑	Continued improved performance from last year's figure of 41. Original 2010 Government target for halving numbers in temporary accommodation was 74!

Housing Development

No.	Performance Indicator	Target 2010/11	Actual Qtr 2	Actual Qtr 3	Performance Trend		Comments
N155	Number of affordable homes delivered (gross)	270	39 cumulative	54 cumulative		↓	Estimated year end target likely to be 200 homes. This is due to schemes being delayed and now likely to complete in 2011/12, in addition to two schemes not currently going forward.

 on target
  near target
  below target